

CONSULTANTS  
**LANDING STUDIO**  
 Design, Planning, Research  
 www.Landing-Studio.com  
 T. 617.955.4569  
 E. DanielAdams@Landing-Studio.com  
 A. 561 Windsor Street, Suite #A304  
 Somerville, MA 02143

TEAM

DRAWING TITLE

PROJECT

2016 LUMEN FESTIVAL  
 INSTALLATION SPACES PLAN

ATLANTIC SALT, INC.  
 561 RICHMOND TERRACE,  
 STATEN ISLAND NY 10301

REVISIONS			
NO.	REVISION	DATE	BY

SCALE NTS  
 DATE 11/30/16  
 DRAWN BY  
 CHECKED BY  
 STAMP

SHEET

**P-00**



**A:** SURFACE OF SALT PILE MAY BE TARPED OR EXPOSED SALT



**D:** WALL SURFACE  
**D2:** TOP OF RAMP PAVED AREA




**E:** ENCLOSED BUILDING SPACE WITH LARGE ROLL-UP GARAGE DOOR



**G:** ELEVATED PLATFORM INSIDE BUILDING VISIBLE FROM DOCK AREA



**H:** OPEN ASPHALT PAVED DOCK AREA




**I:** COVERED TUNNEL AREA



**J:** ENCLOSED BUILDING SPACE: ACCESSIBLE FROM EAST-END



**L:** OPEN ASPHALT PAVED DOCK AREA



**M:** WALL SURFACE



**N:** WALL SURFACE



**O:** PROJECTION SURFACE

**P:** WALL SURFACE

**Q:** OPEN ASPHALT PAVED DOCK AREA

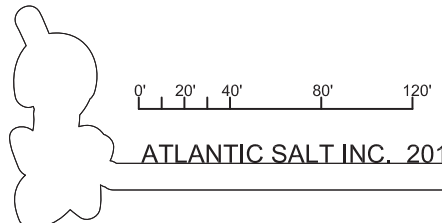
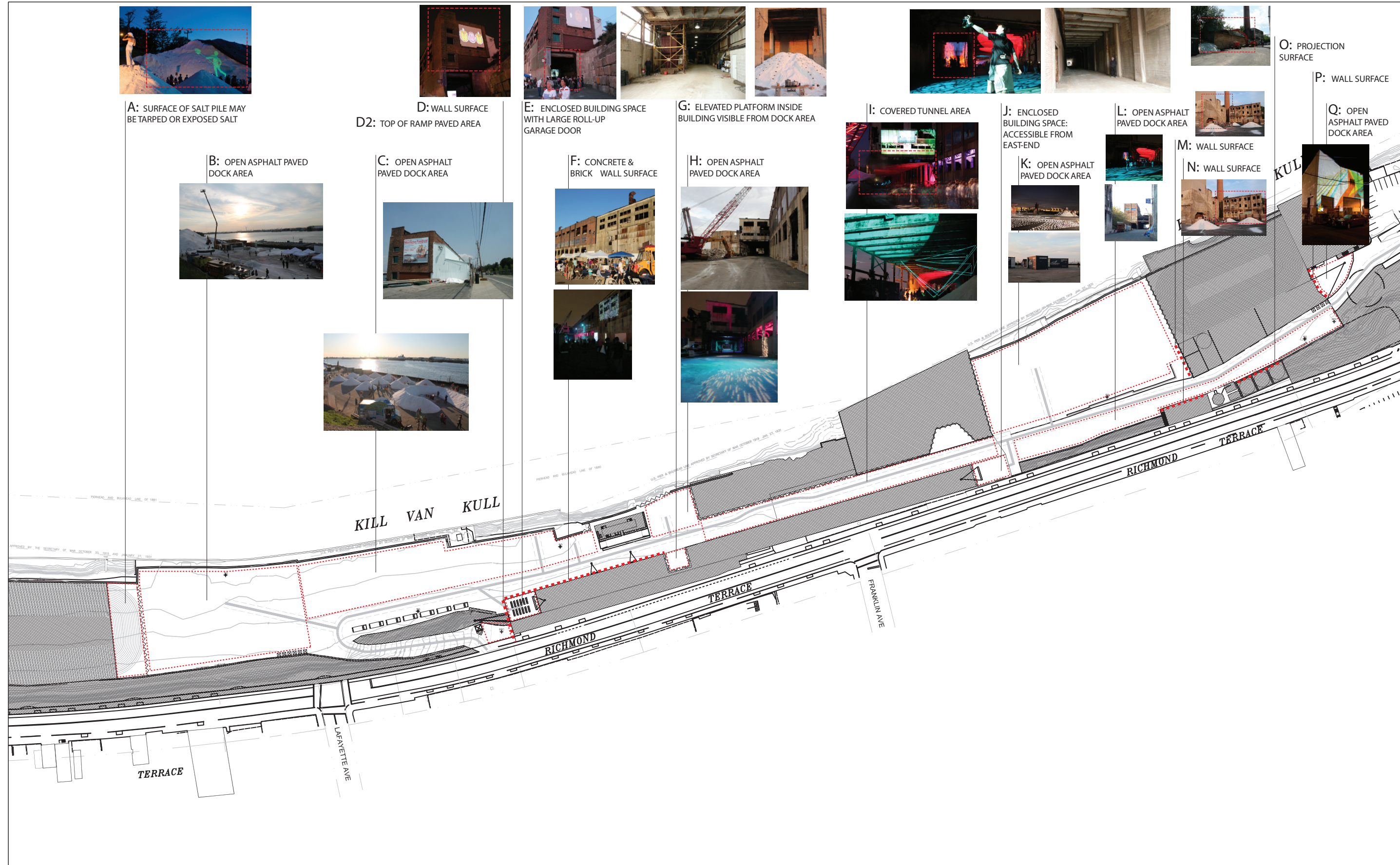
**B:** OPEN ASPHALT PAVED DOCK AREA



**C:** OPEN ASPHALT PAVED DOCK AREA



**F:** CONCRETE & BRICK WALL SURFACE



ATLANTIC SALT INC. 2016 EVENT PLAN

**GENERAL DRAWINGS NOTES**

1. ALL REPRESENTATIONS ARE APPROXIMATE, MUST BE CONFIRMED ON SITE.
2. THIS DRAWING IS INTENDED FOR PERMITS ONLY, NOT FOR CONSTRUCTION.
3. ANY INSTALLATION INVOLVING THE APPLICATION OF ANY PERMANENT MATERIALS, SUCH AS PAINT, MUST BE REVIEWED WITH TERMINAL MANAGERS PRIOR TO INSTALLATION.

**LEGEND**

- 4FT WIDE CLEAR PEDESTRIAN EGRESS PATH
- 14FT WIDE CLEAR VEHICLE ACCESS/EGRESS PATH: A CLEAR PATH ALLOWING FIRE TRUCK AND AMBULANCE ACCESS MUST BE MAINTAINED AT ALL TIMES ALONG THIS LINE
- AREA OFF-LIMITS TO EVENT